

Year 3

Autumn 2

Drawing with Oil Pastels & Painting



To create a landscape picture inspired by Georgia O'Keeffe using oil pastels and paints

Learning:

Use a sketchbook for recording observations, for experimenting with techniques or planning ideas

Experiment with different materials to create a range of effects and use these techniques in the completed piece of work

Explain what he/she likes/dislikes

Spring 1

Print Making & Painting



To create a monoprint of a fossil using a polystyrene block

Learning:

Use a sketchbook for recording observations, for experimenting with techniques or planning ideas

Experiment with different materials to create a range of effects and use these techniques in the completed piece of work

Explain what he/she likes/dislikes about a piece of work


Know about some of the great artists in history and describe their work

Techniques

Create printing blocks using relief or impressed techniques

Summer 2

Drawing, Painting & Collage



To create detailed sketches of the different parts of a plant.

To create a painting of a plant found in the local area

To create a collage inspired by the parts of a plant using a variety of materials

Learning:

Use a sketchbook for recording observations, for experimenting with techniques or planning ideas

Experiment with different materials to create a range of effects and use these techniques in the completed piece of work

Explain what he/she dislikes about a piece of work

Techniques:


Explore shading, using different media

He/she is able to create a collage using overlapping and layering

Year 4

Autumn 2

Drawing and Clay Sculptures



To draw/sketch a Roman Emperor
To create a pot inspired by Roman clay work

Learning:

Use a sketchbook for collecting ideas and developing a plan for a completed piece of artwork

Use taught technical skills to adapt and improve his/her work

Articulate how he/she might improve their work using technical terms and reasons as a matter of routine

Techniques:

Draw familiar objects with correct proportions

Plan a sculpture through drawing and other preparatory work

Spring 2

Collage



To create a collage inspired by Gaudi (linked to Tourism topic)

Add collage to drawn or printed pictures

Articulate how to improve work using technical terms and clear reasoning

Describe key ideas of arts, architects and designers

Summer 2

Printing using Islamic Patterns



To create a painting using Islamic patterns

Learning:

Use a sketchbook for collecting ideas and developing a plan for a completed piece of artwork

Use taught technical skills to adapt and improve his/her work

Articulate how he/she might improve their work using technical terms and reasons as a matter of routine

Describe some of the key ideas, techniques and working practices of artists, architects and designers they have studied

Technique:

Print on fabrics using tie-dies or batik

Year 5

Autumn

Collage -Anglo Saxon Cross



To create a collage on a background inspired by an Anglo Saxon Cross

Learning

Develop different ideas which can be used and explain his/her choices for the materials and techniques used

Confidently and systematically investigate the potential of new and unfamiliar materials and use these learnt techniques within his/her learning

Evaluate work against intended outcome

Technique

Add collage to a painted, drawn or printed background using a range of media, different techniques, colours and textures

Return to work over longer periods of time and use a wider range of materials

Spring

Painting- Day of the Dead



To create a portrait in the style of a death mask

Learning

Develop different ideas which can be used and explain his/her choices for the materials and techniques used

Confidently and systematically investigate the potential of new and unfamiliar materials and use these learnt techniques within his/her learning

Evaluate work against intended outcome

Research and discuss various artists and discuss their processes and explain how these were used in the finished product

Technique

Experiment with using layers and overlays to create new colours/textures

Summer

Clay Sculptures-Myan Artifacts



To draw and create a replica of an ancient artifact using clay

Learning

Develop different ideas which can be used and explain his/her choices for the materials and techniques used

Confidently and systematically investigate the potential of new and unfamiliar materials and use these learnt techniques within his/her learning

Evaluate work against intended outcome

Techniques

Use line, tone and shading to represent things seen, remembered or imagined in three dimensions

Develop skills using clay including slabs, coils and slips

Year 6

Autumn Drawing



To create a drawing of a London landscape

Learning:

Select ideas based on first hand observations, experiences or imagination and develop these through open ended research

Refine his/her use of learnt techniques

Adapt his/her final work following feedback or discussion based on their preparatory ideas


Techniques:

Use simple perspective in their work using a single focal point and horizon

Use techniques, colours, tones and effects in an appropriate way to represent things seen

Spring

Drawing & Painting – What would Banksy do?



To create a design inspired by Banksy

Learning

Select ideas based on first hand observations, experiences or imagination and develop these through open ended research

Refine his/her use of learnt techniques

Adapt his/her final work following feedback or discussion based on their preparatory ideas

Describe the work and ideas of various artists using appropriate vocabulary referring to cultural and historical contexts

Techniques

Begin to develop an awareness of composition, scale and proportion in their work

Summer

Hockney Landscapes



To create a landscape inspired by David Hockney

Learning:

Select ideas based on first hand observations, experiences or imagination and develop these through open ended research

Refine his/her use of learnt techniques

Describe the work and ideas of various artists, architects and designers, using appropriate vocabulary and referring to historical and cultural contexts

Technique:

Begin to develop an awareness of composition, scale and proportion in their work

Different brushstrokes for different purposes

Use techniques, colours, tones and effects in an appropriate way to represent things seen – brushstrokes following the direction of grass, stippling to paint sand, watercolour bleeds to show clouds etc